



OCTOBER 2012

THE FIRST ONE IN NEW BEGINNINGS

- New beginnings... with,
- Updated Club Byelaws
- Photograph Evaluation
- New Business Cards
- Club Mentor Program
- Seminars on Photoshop©
- Seminars on Judging

PRESIDENT'S SNAP SHOT OCTOBER 2012

Here we are almost at the end of our current year. A lot has been accomplished by your Board of Directors.

The BOD has instituted a new website that is in its' final phase of update.


We have updated the By-Laws to reflect the nuances required by law.

Most importantly, the method of evaluating photographs has been modified to allow the members to be more aware of where their photographs stand during the contest.

We also have new business cards which we will hand out during the December meeting so that you can distribute them throughout the community.

In addition, we have instituted a Mentor program which allows the members to consult with these mentors on all aspects of photography.

There has also been a seminar on Photoshop, Lightroom and Judging.



"Sunset Glow by Liesl Walsh, Class A Special Techniques, Honorable Mention

So that's a lot of work which we hope is continued next year.

Our plans are to form a committee of BOD and members to look at the Special Techniques category and to outline guidelines so there is no confusion as to what is and what a Special Technique photograph isn't.

Also we will form a committee to investigate submission of photos for the contest by digitally, so that members can submit photographs for the contest from anywhere in the world.

Of course, we have to continue to have our meetings with judges, speakers, welcoming committee, badge photographer, intake people,

refreshment committee, easel committee and all the myriad of volunteers that make up the Indian River Photo Club.

We hope that you are in a position to help with those activities so that the club will run as smoothly as it has in the past.

I hope you have a wonderful year end and I'm looking forward to a bright future for our club.

Jim Riley
President
Indian River Photo Club



Our Presenter on October 25th is:

Ursula Dubrick



Ursula Dubrick is a professional nature photographer living in the east central Florida town of Satellite Beach. Originally from the Chicago area, her interest in photography began at an early age when she discovered the natural beauty of the Indiana Dunes National Lakeshore. Frequent trips to the Dunes with her camera, and subsequent photography awards for the images she captured there, launched her passion for photography.

Following a successful career in public service, Ursula moved to Florida in 2004, and began discovering the beautiful birds, marine animals, and landscapes of her new home. Inspired by the beauty and splendor of the ocean, she began photographing the wildlife encountered on her beach walks. Once discovering the local birder's paradise, the Viera Wetlands, she began photographing the varied wildlife that resides there. Finding that Florida is abundant with such a large variety of flora and fauna has led her to travel all parts of the state, documenting animal and marine life wherever she goes. Ursula's unique nature photographs capture critical moments of action and interaction that most casual observers of wildlife never witness. Her images reflect the tenderness that only the animal world can demonstrate while caring for their young.

Ursula's images have received numerous awards, and have been published in national and international photography magazines. Her photographs have appeared in *Nature Photographer* and *Florida Wildlife* magazines, as well as calendars, and other publications. The National Wildlife Federation has used her photographs, in print and on the Internet. *National Geographic* Magazine features several of her photographs in its stock photography collection.

In addition to having her images published, Ursula sells prints and greeting cards. She also teaches the essentials of digital nature photography to local camera clubs, and clients interested in learning her techniques. She has been a featured speaker on Florida Wildlife as Art, using her images to present the abundantly beautiful wildlife of Florida to her audiences.

Her photography can be viewed on her website at:

www.udubrickphotos.com

Contents this Month

Front	Page 2/3	Page 4/6	Page 7	Pages 8/9	Pages 10/14	Page 15	Page 16	Pages 16/18
President's Snap Shot	Meeting report By Kathy G	Dr Len S Hood	President's Letter	Awards Lists October 2012	Awards Photos October 2012	Apologies	Mentors	Museum Show 2012 Information
First In	Next Presenter Oct. 25					New Photography		Page 2



A Review of our September 23rd meeting by Kathy Graham

The Board of Directors began the meeting at 7:00 PM. It was an unusual night in that there was no speaker.

Jim and the Board provided some details regarding club business. The IRS removed the club's non-profit status in May of 2010 due to the fact that we did not file a return for the previous three years. It took Jim 8 months and a lot of paperwork and our non-profit status was reinstated in December of 2011. There were also issues with the club's By-Laws which required Article V to be deleted. A lawyer was retained to revise the By-Laws and make them consistent with the requirements to be a non-profit organization.

There was some discussion among the group to change the method in which photos are displayed for competition. The Board stated a lightbox would be purchased along with software to help with the review of the photos. Digital submission was also discussed. One concern with the digital display was color calibration. One decision that was made was there will no longer be a \$1.00 charge to enter photos in competition.

Another discussion among the 40 attendees centered around the judging system that had been voted on via e-mail ballots. Jim provided the results as follows:

Those for maintaining the current system - 47

Those against - 32

The current judging system will remain in place with the decision of whether 3 or 5 judges will be used yet to be made.

Discussion of proposals to begin in January 2013 included these changes. Revise categories for competitions to Flora, Fauna, Still Life, Theme, Special Technique, People, Landscape, Open Color, and Open Monochrome.

Members would be able to submit up to 3 photos. If 3 photos are submitted, 1 must be a Theme photo. A recommendation was made that judges could not submit photos in competitions that they are judging.

Expand to 3 classes - Beginner, Intermediate, and Advanced. Receipt of 6 Blue Ribbons in any 1 year period automatically advances you to the next higher level. Once there, you cannot go back down in class. Additionally, have a Photographer of the Year based on the photographer who received the most points in competitions over the year in addition to the Photo of the Year which is voted on at the December club meeting.

A lot of ideas were offered, too many to list here. Everyone's interest in improving the club is appreciated and it takes the efforts of volunteers to move the club forward.

Congratulations to Mary Ester Bollis who won a \$25.00 gift certificate to Jiffy Photo!!

Thank you Kathy



This month Dr. Len S. Hood tells about a visit to a different world of Photography



Fall is the season that marks the end of summer and the break that many of us might have taken to travel and enjoy other parts of the country or even other parts of the world. Many of us are quite ardent about our photography and making photos is more than a passing hobby, it is part of the travel experience and a life record. Taking photographs can become an obsession. Perhaps you are like me, taking a camera along with me where ever I may go. I live in anticipation of making that "once in a lifetime shot" that will possibly be fabulous, unusual or memorable. There are hundreds of reasons to support carrying a camera and now with digital phones in our pocket, we should be ready to shoot and have no excuses in letting that "special one" get away..


Even though your camera is always with you to capture that shot of a life time, fate doesn't always seem to be on your side. Sometimes you are not able to catch the image when you see it. Either it is too fleeting or you are not really in a position to make the shot. For instance, I was motoring early one morning last week along a quiet main road high up in the hills. The road suddenly emerged out of a clump of trees as it turned down towards the valley below. The sun was just rising on my right hand side and the scene of a mosaic of green and autumn colored fields below enshrouded in a light mist was stunning. Then in the millisecond of that view a rainbow emerged and both ends were visible spanning the width of the valley below and in front of me. The perfect landscape photograph! The dream shot!

My instinct was to pull over and stop immediately and take that shot but, you have guessed it, out of the blue several vehicles caught up with me and in the short time that they took to clear my car and allow me a safe stop, the shot no longer was a great shot. Milliseconds it took to come and then evaporate. No picture, but what a sight to remember.

The start of that day was an "almost" but the rest of the day was ultimately exceptionally enjoyable. You see, when I travel I not only take along a camera with me but I also try to make a point of visiting other camera or photo club meetings. Photography is much more than me and my camera. I like to meet others who love photography and from them try to learn more of how better pictures are made. The winners they seem to make with so little effort. I want to hear their views on photography, listen to them explain their special techniques and watch how their club meetings are run.



It does not matter where you are, or even in what country you are in, you should try and visit with other photographers. In many countries nearly every town, large or small has a photo club. Some clubs feature all aspects of photography and it seems to me that, without fail, all clubs have enormous enthusiasm for the photo arts as they practice it. In most parts of Europe, for instance, clubs meet every week except for a period during the summer where tradition dictates everyone goes on holiday. You will be surprised at the welcome you will get when you attend their meeting, and don't fear, for certain someone will be able to speak your language. Regardless of language however, everyone will try to ask you about your photography and even if they don't fully understand you, they will nod approvingly as you explain your knacks and gadgets. Photography is a language.



The meeting I attended last Saturday was an annual meeting of members from 145 clubs in the south west of England. These meetings are always "inclusive" just as most club meetings are. No detail is missed, nothing is hidden and the agendas are well broadcast in advance and further input is encouraged as the meeting progresses.

At any time, anyone in attendance during the proceedings, whether executive or lay can ask questions and get answers. Final decisions are made by the board, which incidentally always has ex-officio members without portfolio, on it. These “Ex-O” members attend board or executive council meetings, lead or organize committees, advise, and are really the backbone of the club hierarchy. They are the ones who are there to gain the experience and necessary skills to keep a club growing and developing and maintaining its continuity, as well as its traditions.


The members without portfolio are ready to take over a position should anything happen, and as you know things can and do happen when least expected. Indeed at this particular meeting where the president enjoys a two year term, the outgoing president had actually completed almost three years. Yes something happened and he took over soon after the previous president was installed and could not continue in the leadership roll. He was in line and ready.

Committees are important to the success of any club. It seems that 12% of the membership always do the lions share, and that is almost a universal fact. But do not let yourself be a non-doer. You do not have to commit to a long term activity.....just help when you can, get to know other members better. Soon your participation will be appreciated by everyone, including yourself.

Enough on that. Let’s look at a typical English photo club and see how it operates. First, as I stated, most meet weekly for about two to three hours. Most have a competition and, or, a speaker as their program.

There is always a break time, sometimes before and again in the middle so that a good cup of coffee or tea with snacks (cookies) can assist in the socializing. There is a donation cost of about 50¢. Everyone will assist in setting up and putting away chairs.....it is expected, anyway it is a great way to get to know your fellow members. Also from time to time clubs have a raffle. A great means of helping the cash flow, increasing the social interaction, and at the same time great fun. Meetings should always be fun!

Competition entries are either submitted as prints or as digital images, but not compared or judged together, for obvious reasons. Prints are assessed against prints and DPI’s against DPI’s. All images are submitted for judging several weeks prior to the visit of the judge who will have examined all entries in camera and detail at his home, and, calculated his/her scores before the club meeting day. Entry prints are brought to club meetings by the entrants and shipped by the committee responsible to the judge, about three weeks ahead of the judging. The judge may live a hundred or so miles away. One rarely sees a judge judging at the same club more than once in several years. Digital images are uploaded by each entrant to the club’s particular chairperson who then forwards the images to the judge for examination. The competitions may have a named theme as we do or be open. Tonight the theme is “wrecked”!



On the night of the judging the print entries are brought to the meeting by the judge and will be displayed under a light frame for all to see. All print entries have a mat of a fixed size of approximately 16 x 22 inches (usually white or off white), but the images themselves can be any size within that area. In some categories one can exhibit several images on the same mount but which cover the same subject theme. Like a set of three teacups would be under a Tryptic classification and maybe arranged on the matting as, say, three 5 x 5 images but judged as one. Images, either color, special techniques or monochrome will all be judged together in the same ‘pot’. After all, it is the photographer and his work that is really being judged relative to the subject. However, there will be several awards given, and there could be as many as ten, or more. The level of photographic ability is acknowledged regardless of the number of entries, and there always seems to be a



load of entries. The awards generate scores, which accumulate to the year end totals and which will attain special club recognition.....such as a Diploma.

With digital images the judge will bring the images to the judging event on a dingle or DVD or similar, or upload them to the club chairperson in advance so as to have them ready on the club laptop. The images are then projected in a darkened room onto a 3 metre square high quality silver white screen that is always mounted high enough for all in attendance to see. The screen will simulate the intensity of a well calibrated computer screen.



The judge runs through every entry, and as there was tonight, there will be about 200 entries. Having been judged before hand, the judge will move through presenting the photographs to the audience quite quickly but always thoroughly. The judge will critique every single entry. Images are shown in no particular order. Entrants names are not known. Only the membership number is on the back of a print or it might be included in the submitted title of a DPI.

The images' score (out of 22 points) is usually announced after viewing each image (but no makers name). If the print or projected image is in the top section for awards consideration, then the judge will give it a pass. The "pass" images are then re-viewed at the end of the viewing when the judge will announce their final placement, and together with the help of a committee person, the name of the awardee will be revealed. Certificates are often ready and given out there and then to the photographer.



The process sounds long and complicated but it is not. It runs quickly and smoothly and has an air of anticipation and excitement about it. Rather like a good movie. However entrants need to have a thick skin. The judges are subjective, very much so. I have had to swallow hard when I have heard critiques of my entries. We all though, realize it is one person's point of view (the judge's) and each time I have been judged and critiqued I have learnt something new from the comments and certainly benefited from my humiliation. The saving grace is that no one else knew I was the one being criticized at that particular moment! They only would have known a number!

Print images after being shown on the light box are then moved to display racks of two or three tiers that are from two to six feet in height and eight feet long. These give all the members present a chance to look at each entry more thoroughly and closely. Digital images can be projected as a slide show using a smaller screen or TV monitor for closer viewing. The system works.

It does takes a little co-ordination and that is where club volunteers and volunteering is important. Incidentally, the judges and speakers who visit the clubs always receive remuneration or a stipend to cover their expenses. This allows you to have clean judging and avoids the problem of recognisability. We all get to know our members styles and therefore unwittingly allow repeat judges to be subliminally influenced by that knowledge. Judges and speakers are obtained through a clearing house managed by the various area bodies or nationally. The club and judging schedule for the season can be announced and published well over six months in advance. This is a necessity when images need to be entered a good month before being judged.

One regular club event is a "Battle" between clubs, often three or four clubs or even a district (over 100 clubs). Each Club submits a similar quantity of images and each image is scored by a visiting judge. The scoring is progressive but blind and scored in real time, not in advance. Only the score keeper knows the full details and announces the scores at suitable intervals as to where each club stands in the inter club competition. Makes for a fun and nail bighting evening! Most of the photo competitions are aimed towards a trophy win of some sort.



This article is not meant to be a detrimental summary with regards our club, but a window into the methods of many clubs who are successful and who are just as passionate as our club is about photography. It is a personal observation and not meant to reflect any particular point of view. We all joined our club to improve our skills, while enjoying the company of others who wish to do the same. We are basically trying to learn and improve our techniques and that is a never ending quest. None of us are perfect. Plan on visiting other photographic clubs while on your travels. It is fun, and you will make some fine friends.

TO ALL IRPC MEMBERS

From Club President, Jim Riley

Based on inputs and the voting received from the members of the Indian River Photo Club the Board of Directors have authorized the following:

We will start in January, 2013 having one meeting a month on the fourth Thursday. The doors will open at 5:30PM for the members to enter their photos and socialize until 6:30PM. At that time the intake for photos will continue until no later than 6:45PM in the back room. However, the speaker will start his/her lecture at 6:30PM and continue for 45 minutes ending at 7:15PM. We will then set up the lightbox and computer software and commence with the evaluation of the members' photographs at 7:30 PM and continue until completed. The meeting will end at 9:30PM. We will have only three judges and only one of them will be giving comments on the photographs. No judge will be allowed to enter a photograph on the night they are judging. Photographer of the Year will not be part of our year end awards. The \$1 entry fee is no longer required.

The members will be allowed to enter three photographs. We will continue with Class "A" and Class "B", and the categories will be Color Print, Monochrome Print and Special Techniques in both Classes. Points will be awarded as we have been doing over the past six months. Awards will be 1st, 2nd, 3rd and Honorable Mention. The "Theme" will be used for the first two months of the quarter and "Open" will be used the last month of the quarter, the same as we have been doing in the past. The rules will be posted on the website. They will be the same rules we have used in the past years with the addition of the new evaluation system of three judges.

In the meantime a panel of BOD and members will form to evaluate and implement the entering of members' photographs for the contest by "digital" means. This we have concluded will take some time as it is a very difficult task to set up properly. We will commence the "digital" intake as soon as we have the method setup. This may take several months into the 2013 year. It has its drawbacks but certainly has its advantages in that a member can enter a photo from any part of the world.

Our website is in the process of being updated and hopefully we will have that action completed in short order. As part of the websites' offering to members, we are trying to set up a forum in which you as members will be allowed to comment on the happenings of the club, asks questions regarding photography and post events that may interest others in the club. I have asked the webmaster to update the calendar, the photos of awardees and list the mentors we have in the club along with setting up the forum. The website will be updated monthly with help from some of the members. As time goes on we hope to improve the website to some degree with more information to help members with their photographic endeavors. In addition, we will shortly enter the By-Laws as we discussed at the meeting the other night.

New business cards will be printed in the next month so that each member can distribute them to non-members. Hopefully this will help non-members look at our website and increase our membership. Your BOD has been working very hard these past months trying to implement the many changes and updates to our curriculum and to our infrastructure so that we conform to local and federal regulations. At the same time our emphasis has been on education of the members with seminars and mentors being added to our list of activities. We hope you are aware that we are only volunteers and we are putting a great deal of effort into trying to make the club a place where photographers can exchange ideas and learn from others. Please bear with us if we seemed to taking time to get all these processes in place but it is a huge task.

Thanks you for your support.
Jim Riley, President IRPC

Awards Listing and Results for "New Beginnings" , October 2012

Class A Open – Color Print

1.	Shelly Stang	Cara Cara	6 8 7 21	1 st
2.	Arlene Willnow	Costa Rican Orchid	7 6 7 20	2 nd
3.	Liesl Walsh	The Reach	7 6 6 19	3 rd

Class A Theme Color Print – New Beginnings

4.	Arlene Willnow	The Beginnings 1931	7 7 7 21	
5.	Donna Green	Regeneration	7 8 8 23	HM
6.	Ed Link	Return of Life	7 8 7 22	
7.	Maria Heffernan	A New Day in the Life	8 7 8 23	
8.	Liesl Walsh	Beginning of a Beautiful Night	8 7 8 23	
9.	George Bollis	Vibrant Beginning	8 8 7 23	3 rd
10.	Roger T Sobkowiak	Waiting for Adoption at the Thrift Store	6 6 6 18	
11.	Billy Ocker	1 st Caption of the Day	7 7 9 23	2 nd
12.	Keith Wright-Osment	My Second Beginning	7 8 9 24	1 st

Class A Theme Mono - New Beginnings

13.	Arlene Willnow	Hello World	6 6 5 17	
14.	Maria Heffernan	Tracks of a new Life	7 7 7 21	HM
15.	Liesl Walsh	New Entry	7 7 6 20	
16.	Roger T Sobkowiak	Nesting Big Time	8 7 7 22	1 st
17.	Billy Ocker	First Love	8 7 6 21	3 rd
18.	Keith Wright – Osment	The First, The Beginning	7 8 7 22	2 nd

Class A Theme Special Techniques – New Beginnings

19.	Donna Green	Winging It	6 7 7 20	
20.	Maria Heffernan	Caterpillar to Chrysalis	8 8 8 24	2 nd
21.	Liesl Walsh	Sunset Glow	6 8 7 21	HM
22.	Stephania Wright-Osment	Motherhood	9 8 9 26	1 st
23.	Keith Wright-Osment	Unveiling a Concept	7 7 7 21	3



Recently we met a young and enthusiastic photographer whose aim is to become a full time professional. Presently working full time in a job that he would prefer not to be doing. We were impressed by his devotion to doing things right and not always the easiest way.

When he goes on a shoot, he prepares and plans as if it were a military operation. He plans months ahead, and times everything by the hour so that he can achieve his objective just as he imagined it might be.

He is being recognized very quickly for his skills.....visit his web site

Awards Listing and Results for "New Beginnings" , October 2012

Class B Open

1.	Stephanie Black	Osceola	6 6 8	20	
2.	Lee Benson	Tree Frog on an Orchid	7 7 9	23	2 nd
3.	Helene Haessler	Majestic	8 7 7	22	3 rd
4.	Lynn Luzzi	A Proper View	8 8 8	24	1 st
5.	Susan Wright	Barbados Life	7 7 8	22	HM
6.	Pam Price	Hanging Garden	6 7 7	20	

Class B Theme – Color Print - New Beginnings

7.	Stephanie Black	How The Garden Grows	7 7 7	21	HM
8.	Lee Benson	Time to Leave Home	7 8 8	23	2 nd
9.	John Sahlman	A New Beginning	7 8 9	24	1 st
10.	Karen Schuster	Playing with a Purpose	6 8 7	21	
11.	Lynn Luzzi	After the Rain	7 6 7	20	
12.	Susan Wright	Resilience	8 7 8	23	3 rd

Class B Theme –Mono Print- New Beginnings

13.	Stephanie Black	New	7 7 8	22	1 st
14.	Helene Haessler	First Look	7 7 6	20	3 rd
15.	Hazel Lacks	The Midnight Sun	6 6 6	18	HM
16.	Lynn Luzzi	The New Face	6 7 8	21	2 nd

Class B Theme – Special Techniques – New Beginnings

17.	Stephanie Black	The Bald & The Beautiful	6 7 6	19	2 nd
18.	Lynn Luzzi	Surprise!	6 7 8	21	1 st

Our Next Awards selection

Will be at the December 6th meeting when the Best Photograph of the Year will be judged and selected.

You are encouraged to gather your portfolio together and present it to all our members, on that occasion, as they will be making *their choice* of which photograph they think deserves the honor of Best Photograph of The Year.

Awards Photographs "New Beginnings" October 2012




"The Reach"
By Leisl Walsh
Class A Color, Third Place Open



"Nesting Big Time"
By Roger Sobkowiak
Class A Monochrome
First Place



"Caterpillar to Chrysalis"
By Maria Heffernan
Class A Special Techniques, Second Place



"Vibrant Beginnings"
By George Bollis
Class A Color
Third Place



"Regeneration"
By Donna Green
Class A Color, Honorable Mention



"Midnight Sun"
By Hazel Lacks
Class B Monochrome
Honorable Mention

Awards Photographs "New Beginnings" October 2012



"The First, The Beginning"
By Keith Wright-Osment
Class A Monochrome
Second Place



"Sunset Glow"
By Liesl Walsh
Class A Special Techniques
Honorable Mention

Photographer's notes:

I took this photo in Key West from the top of a building. I was able to see the horizon very clearly, and was able to capture the glowing sun when it met the horizon.



"Barbados Life"
By Susan Wright
Class B Open Color, Third Place



"Time to Leave Home"
By Lee Benson
Class B Color
Second Place



"First Love"
By Billy Ocker
Class A Monochrome
Second Place


Awards Photographs "New Beginnings" October 2012



"The Bald & The Beautiful"
By Stephanie Black
Class B Special Techniques Second Place



"Unveiling a Concept"
By Keith Wright-Osment
Class A Special Techniques, Third Place



"A Tree Frog on an Orchid"
By Lee Benson
Class B Color Open Second Place



"Cara Cara"
By Shelley Stang
Class A Open, Color
First Place



"New Beginning"
By John Salmon
Class B Color First Place



"The New Face"
By Lynn Luzzi
Class B Monochrome Second Place

Awards Photographs "New Beginnings" October 2012



"How The Garden Grows"
By Stephanie Black
Class B Color Honorable Mention



"Motherhood"
By Stefania Wright-Osment
Class A First Place
Special Techniques



"Majestic"
By Helene Haessler
Class B Color
Third Place



"New"
By Stephanie Black
Class B Monochrome, First Place



"First Look"
By Helene Haessler
Class B Monochrome
Third Place




"Surprise"
By Lynn Luzzi
Class B Special Techniques
First Place

Photographer's Note:

This is a picture of an aunt meeting her nephew for the first time in the hospital. It was the first time she had ever held an infant.

Awards Photographs "New Beginnings" October 2012



"First Caption of The Day"
By Billy Ocker
Class A Color Second Place



"Resiliency"
By Susan Wright
Class B Color, Honorable Mention



"A Proper View"
By Lynn Luzzi
Class B Color, First Place



"Costa Rican Orchid"
By Arlene Willnow
Class A Color Open Second Place




"My Second Beginning"
By Keith Wright-Osment
Class A Color
First Place



"Tracks of A New Life"
By Maria Heffernan
Class A Monochrome
Honorable Mention

OUR APOLOGIES.....

For not including these great photographs in last month's newsletter




"Swanning Around"
By Hazel Lacks
Class B Monochrome
Honorable mention

Photographs on the right
By Shelly Stang


Top:

"Under the Light of A Neon"
Moon
Class A
Special Techniques
Second Place



Below:

"Dancing Ladies"
Class A Monochrome
Second Place



An Old Twist, But Also a New Challenge for You


Is This photography?



Have you ever considered this?

An office or home scanner can act as a camera with high definition macro-lens - when flowers and other objects are placed on the scanner's glass plate and scanned. The resulting image is an accurate representation of the areas touching the glass and if managed carefully an image with a depth of field of a centimeter or two can be obtained.

While the exquisite detailing is reminiscent of macro photography, scanner-photographs have their own particularly dramatic character due to the narrow depth of field and strong tonal contrast. This contrast is produced by the intensity of the slow-moving light-beam. Many artists and photographers have been working in this contemporary print medium since the first Xerox photocopiers were introduced.



Fine-art prints have been produced this way and have been marketed since before the 1980's. If you are in a really creative mood, why not try it. From simple things such as wall paper or fabric one can create wonderful backgrounds for adding to other manipulated images. Flowers are more tricky, but almost anything that will fit on the platten will create some interesting and thought provoking "sets"!



Many of us have archived our old family prints using a scanner, so why not go one step further and produce a new work of art?

One further thought.....would that image be a Special Techniques image if you were to enter it in the club awards?





*Our Club Mentors: Wise and trusted
Counselors or Teachers.*

Bob Barbour – bob.barbour.photographer@gmail.com – 772-538-4821

David Garrett (Canon users only) – 643foto@comcast.net – 772-643-3686

Patty Corapi - pacorapi@aol.com - 321-431-6801

Donna Green - verdde@aol.com - 772-559-9762

Pat Rice – jprphotos@gmail.com – 772-321-6477

Jim Riley – jamrvb@comcast.net – 772-564-8948

Tom Smoyer – tsmoyer@bellsouth.net – 772-567-0929

Louie Ciszek - 772-492-8985

THE VERO BEACH MUSEUM OF ART PHOTOGRAPHY EXHIBITION -2012

**INDIAN RIVER PHOTO CLUB
2012 PHOTOGRAPHIC PRINT EXHIBIT**

Members wishing to enter this Exhibit should make sure that they are well ahead with their preparations. There is just over a month before the entries are due and selection and framing is a time consuming endeavor. Full details are printed on the following two pages

EXHIBITION PRINT CATEGORIES

PEOPLE - Posed or candid, portraits or groups

NATURE - **Flora-** Flowers, plants, etc.

Fauna- Animals, birds, etc.

As noted above, Nature is split into two categories. Evidence of human influence will be allowed, but the subject should be primarily natural.

STILL LIFE - Arrangements, natural or man-made, of inanimate objects

'SCAPES - Landscapes, seascapes, cityscapes

SPECIAL TECHNIQUE - Out of the ordinary techniques, digitally altered images of any subject.*

OPEN - Abstracts and images that don't fit the other categories.



INDIAN RIVER PHOTO CLUB 2012 PHOTOGRAPHIC PRINT EXHIBIT

ENTER YOUR BEST PICTURES

The Indian River Photo Club (www.indianriverphotoclub.org) announces its 2012 Photographic Print Exhibit, to be displayed in the Studio Gallery at the Vero Beach Museum of Art, from December 8th to January 6, 2013. Entry is open to anyone residing in Indian River, Brevard or St. Lucie County, amateur or professional, and to any member of the Indian River Photo Club, regardless of residence address. Because of space limitations in the Studio Gallery, this will be a juried exhibit. Rules for the exhibit follow:

EXHIBIT DATES

December 8 through January 6, 2013

INTAKE DATE

December 3 – Monday, 10:00 AM to 3:00 PM, at the Vero Beach Museum of Art

ELIGIBILITY

All members of the Indian River Photo Club and any non-member residing in Indian River, Brevard or St. Lucie County, professional or amateur

PRINT CATEGORIES

PEOPLE - Posed or candid, portraits or groups

NATURE - **Flora**- Flowers, plants, etc.

Fauna- Animals, birds, etc.

As noted above, Nature is split into two categories. Evidence of human influence will be allowed, but the subject should be primarily natural.

STILL LIFE - Arrangements, natural or man-made, of inanimate objects

SCAPES - Landscapes, seascapes, cityscapes

SPECIAL TECHNIQUE - Out of the ordinary techniques, digitally altered images of any subject.*

OPEN - Abstracts and images that don't fit the other categories.

* The Special Technique category applies to both film and digital images. It shall include any image that has been substantially altered from its original form using digital image editing techniques. Substantial alteration includes such actions as: printing with multiple layers, adding, removing or rearranging elements of the picture, use of digital filters that alter the texture of the image, color substitution, etc.. Images that incorporate double exposure, time lapse, hand tinting, etc., should be entered in this category.

Special Techniques **does not include** normal imaging processing by digital means, such as cropping, dodging, burning, or contrast or density control. Photographs that are captured with a digital camera or film images that have been printed using a computer and printer are not considered differently than film images that may have been processed in conventional darkroom techniques, unless they have been substantially altered as described above.

ENTRIES

- Prints must have been made in 2011 to 2012.
- The Photographer's name should not be displayed on the front of their picture.
- Pictures must be the work of the entering photographer, except that a photographer may enter prints made, mounted or framed by another person, from the entering photographer's image.

INDIAN RIVER PHOTO CLUB

2012 PHOTOGRAPHIC PRINT EXHIBIT

Continued

- Traditional prints must be framed, under glass and ***wired for hanging***. No sawtooth hangers will be accepted. The only exception to this is if a photo is printed on canvas, it is not required to be under glass. When printed on canvas, a “gallery wrap” format is acceptable. Gallery wraps must still be wired for hanging.
- Minimum photo size – 8" x 10"
- Maximum picture size – 30"x 30" frame dimensions
- The original image of a Special Technique or digitally altered submission must be affixed to the back of the submitted photograph.
- Pictures must be marked on the back as follows:

Photographer's name and phone number
Title
Entry category

Pictures selected for the Exhibit may not be removed before January 6th, and must be picked up between 10:00 AM and 3:00 PM on Monday, January 7th. If your entry(s) were not accepted, you will be contacted Dec. 3rd after 4:00 p.m. or Dec. 4th.

ENTRY FEES

\$10.00 per print. Indian River Photo Club members get one free entry.

Limit of three (3) total entries by an individual.

No refund for entries, whether juried in or out.

Entry forms will be available at intake on December 3rd.

JUDGING - Entries to be displayed will be selected by a three-person jury.

Judging for awards by the same jury.

AWARDS - Ribbons will be awarded for 1st, 2nd and 3rd place in each category. Prize winning photographs will be published in Vero Beach Magazine. Press release to local newspapers.

Questions about the exhibit should be addressed to Mike Ricciardi (772) 231-2727 or J.R. Williams (772) 205-1473 or email: indianriverphotoclub@gmail.com